





Fuel Pumps

PULSE FUEL PUMPS

Mikuni Pulse Fuel Pumps employ an engine's fluctuating engine crankcase pressure to pump fuel from a remote fuel tank to an engine's carburetor(s). Applications include personal watercraft and snowmobiles.



Part Number	Number of Outlets	Style	Mounting	Flow Rate LITERS/HR
DF44-227	1	RECTANGLE	FLUSH	14
DF52-176	2	ROUND	BRACKET	35
DF52-73	2	ROUND	FLUSH	35
DF52-92	3	ROUND	FLUSH	35
DF52-136	2	SQUARE	FLUSH	31
DF62-702	2	PENTAGON	FLUSH	65



FUEL PUMP REBUILD KITS



PART NUMBER	CONTENTS	DESCRIPTION	QUANTITY	REMARKS
MK-DF44	CW2-0416	SCREW	4	W/WASHER
	DF44-201/03	GASKET	1	FIBER
	DF44-201/04	DIAPHRAGM	1	CLEAR
	DF44-201/05	MEMBRANE	1	THIN RUBBER
MK-DF52 (Except DF52-136)	DF52/105	GASKET	1	THICK FIBER
	DF52-48/10	DIAPHRAGM	2	TRANSPARENT FILM
	DF52-48/05	GASKET	1	THIN RUBBER
	DF52/113	GASKET	1	THIN RUBBER
	DF52/36A	GASKET	1	THICK FIBER
	DF52/27A	VALVE	2	CLEAR
MK-DF62	DF44/26	GROMMET	2	BLACK
	DF62-601/03	GASKET	2	PAPER GASKET
	DF62-601/04	DIAPHRAGM	2	CLEAR
	DF62-701/03	GASKET	2	PAPER GASKET
	DF62-701/05	CHECK VALVE	2	CLEAR GROMMET
MK-DF52-531	Yamaha Rhino Fuel Pump Rebuild Kit		1	